



Tarentum Police 2025 Annual Report

Chief's Executive Summary

The Tarentum Borough Police Department provided consistent, impartial, and professional police services to both Tarentum Borough and Brackenridge Borough throughout 2025. Officers responded to a total of **2,496** calls for service (incidents) across both municipalities. During the reporting period, officers generated **242** arrests and issued **158** citations, while also processing **36** warrants originating within the service area. In addition, officers took **96** individuals into custody on active warrants issued by outside agencies. Population-adjusted and per-incident analyses confirm equitable utilization of police resources and consistent enforcement practices across both municipalities.

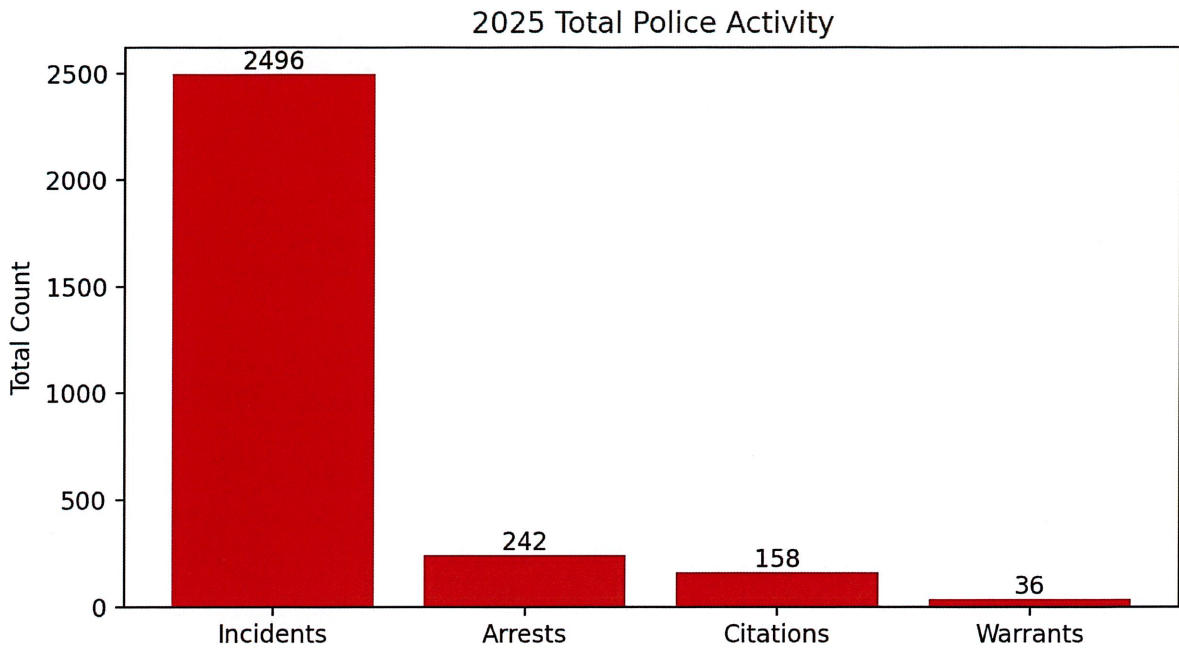
In 2025, the department further strengthened its operational capabilities with the addition of Police K9 Kilo. K9 Kilo has become an indispensable member of the team and has contributed to multiple arrests, narcotics investigations, and suspect apprehensions in both Tarentum and Brackenridge. The K9 program enhances officer safety, improves enforcement outcomes, and expands the department's ability to serve both boroughs effectively.

William S. Vakulick

Chief of Police

Tarentum Borough Police Department

2025 Yearly Activity Overview



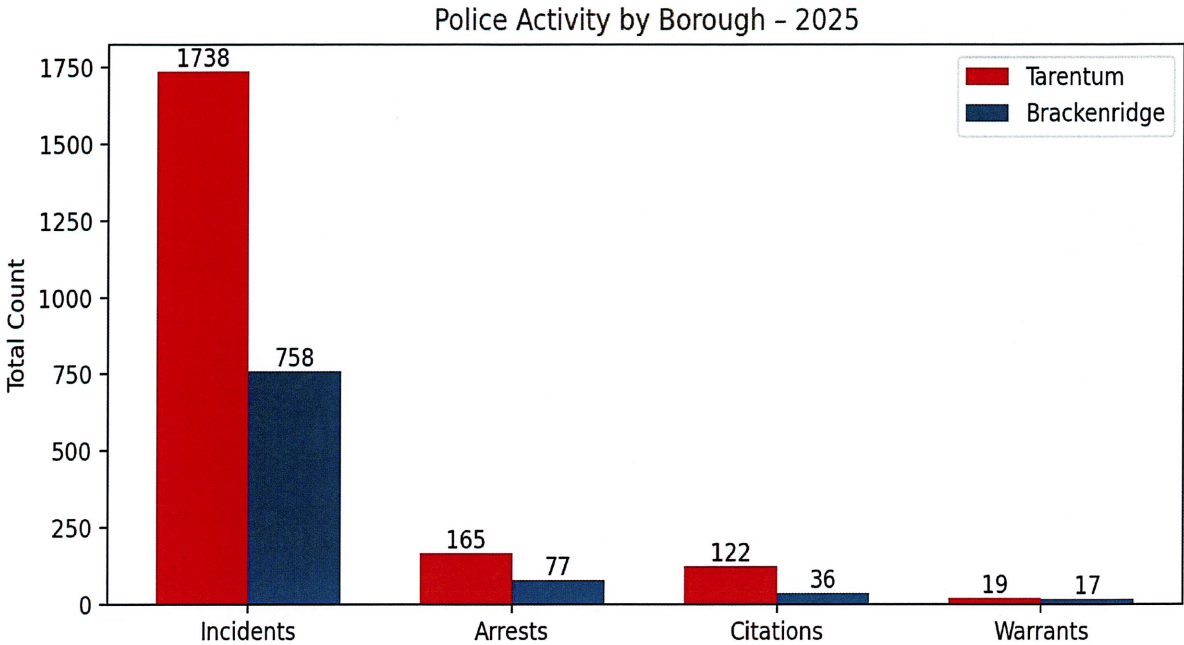
- **Incidents:** 2,496
- **Arrests:** 242
- **Citations:** 158
- **Warrants:** 36

Community Population & Census Analysis

| Borough | Population (ACS Estimate) |
|----------------------|---------------------------|
| Tarentum Borough | 4,286 |
| Brackenridge Borough | 3,203 |

Population figures are derived from the U.S. Census Bureau’s American Community Survey (ACS). These figures are used to normalize police activity and enforcement data, allowing for equitable comparison of service utilization between Tarentum and Brackenridge despite differences in population size.

Borough Comparison & Equal Enforcement



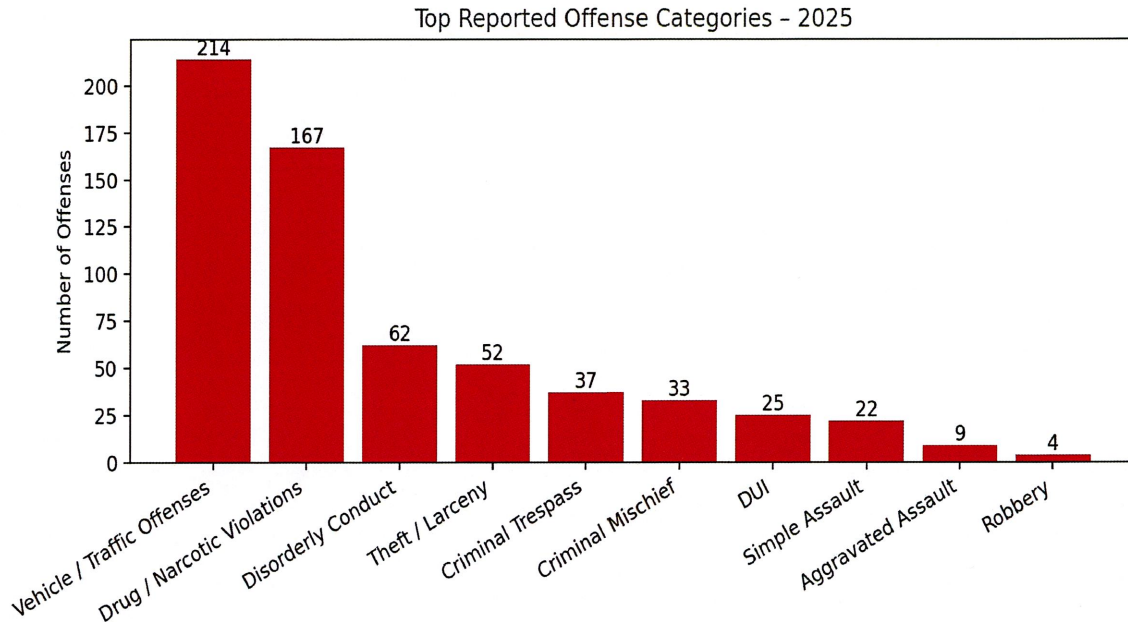
Equal

| Category | Tarentum | Brackenridge |
|-----------|----------|--------------|
| Incidents | 1,738 | 758 |
| Arrests | 165 | 77 |
| Citations | 122 | 36 |
| Warrants | 19 | 17 |

Enforcement Finding: When normalized by call volume, arrest and citation rates remain comparable between Tarentum and Brackenridge, demonstrating consistent enforcement practices across both municipalities.

Top Offense Breakdown – 2025

This section provides a detailed breakdown of the most frequently reported offense categories during the 2025 calendar year. The data highlights overall enforcement and service trends, with the majority of incidents involving traffic-related offenses, controlled substances, and disorderly conduct. Violent crime categories continue to represent a comparatively small portion of total reported activity.



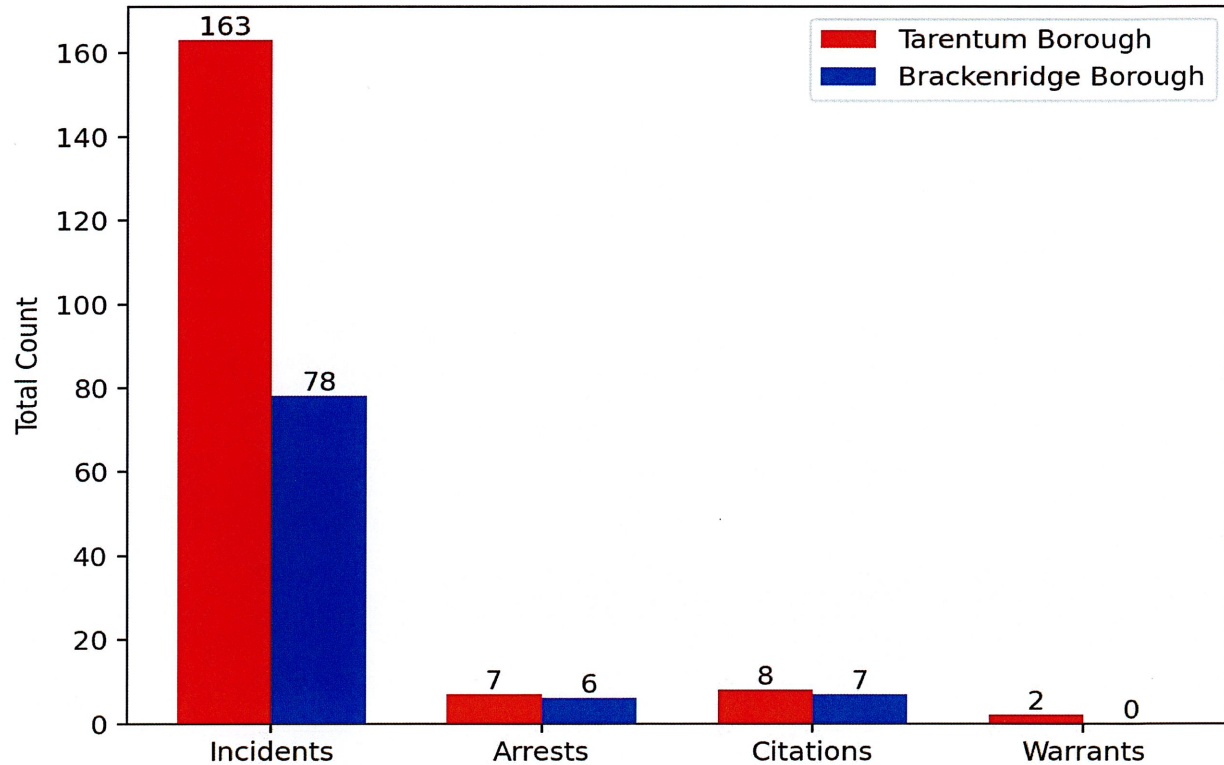
| Offense Category | Incidents |
|----------------------------|-----------|
| Vehicle / Traffic Offenses | 214 |
| Drug / Narcotic Violations | 167 |
| Disorderly Conduct | 62 |
| Theft / Larceny | 52 |
| Criminal Trespass | 37 |
| Criminal Mischief | 33 |
| DUI | 25 |
| Simple Assault | 22 |
| Aggravated Assault | 9 |
| Robbery | 4 |

This offense distribution supports a proactive enforcement posture focused on roadway safety, drug interdiction, and quality-of-life offenses, while maintaining appropriate response capacity for serious and violent crimes.



Tarentum Police December 2025 Report

Police Activity Comparison - December 2025



Vital Statistics

- **Total Incidents:** 241 (Tarentum 163 / Brackenridge 78)
- **Total Arrests:** 13 (Tarentum 7 / Brackenridge 6)
- **Total Citations:** 15 (Tarentum 8 / Brackenridge 7)
- **Total Warrants:** 2 (Tarentum 2 / Brackenridge 0)

Crime Types (Selected)

| | |
|---------------------------|---|
| Drug Equipment Violations | 5 |
| All Other Offenses | 4 |

| | |
|--------------------------|---|
| Disorderly Conduct | 3 |
| Drug/Narcotic Violations | 2 |
| Intimidation | 2 |
| Simple Assault | 2 |
| DUI | 2 |
| Robbery | 1 |
| Aggravated Assault | 1 |
| Motor Vehicle Theft | 1 |
| Shoplifting | 1 |

How Incidents Were Received

| Method | Count |
|-------------------|-------|
| Dispatched | 171 |
| Traffic Stop | 48 |
| Officer Initiated | 9 |
| Phone Call | 6 |
| Other Agency | 2 |
| Walk-In | 2 |

Domestic & Use of Force

| Category | Count |
|------------------|-------|
| Domestic-Related | 1 |
| Non-Domestic | 240 |
| Use of Force | 1 |
| No Force Used | 240 |